







EZ-Tray Classics



The EZ-Tray Classics line of food packaging is engineered to safely and securely contain all sorts of foods and products. Choose from a collection of shapes and designs in sizes ranging from small to large trays. These trays are commonly used for celery, produce, fruit, and other deli items. With our EZ-Tray Classics collection, you're sure to find the perfect packaging solution for your needs.

	EZ-Tray Classics	DESCRIPTION	DIMENSIONS – INCHES			Case Weight (lbs)	CASE DIMENSIONS – INCHES			Case Cube (feet)	Case Count (units)	Cases/Pallet	LID
			L	W	H		L	W	H				
	GTTRAY 6X7	Black, PETE tray.	7.00	6.00	–	14.67	22.25	19.75	16.13	4.23	390	20	–
	SMALL BLACK TRAY	Black, PETE, rectangular multi-purpose tray.	12.75	9.75	2.50	14.79	19.50	14.00	21.00	3.30	94	24	SMALL CLEAR LID
	LARGE TRAY-BLACK	Black, PETE, rectangular multi-purpose tray.	13.75	9.88	2.25	21.92	19.50	14.00	21.00	3.30	94	24	LARGE CLEAR LID
	CELERY TRAY	Clear, PETE, rectangular tray for celery.	9.38	4.63	1.25	12.54	24.00	10.00	18.08	2.50	600	32	–
	SMALL CLEAR LID	Clear, PETE, rectangular lid for Small Black Tray.	12.75	9.88	0.26	12.76	22.13	19.09	14.04	3.40	100	42	–
	LARGE CLEAR LID	Clear, PETE, rectangular lid for Large Black Tray.	13.75	9.88	0.26	11.22	19.50	14.00	10.00	1.60	100	42	–